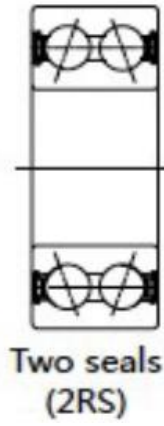
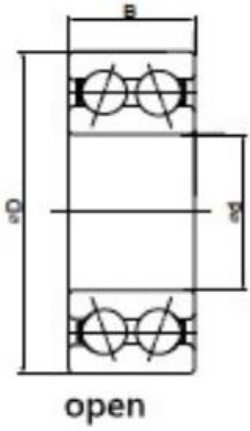
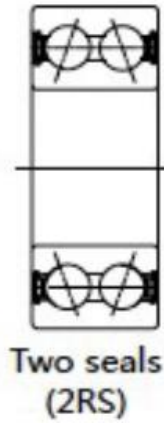
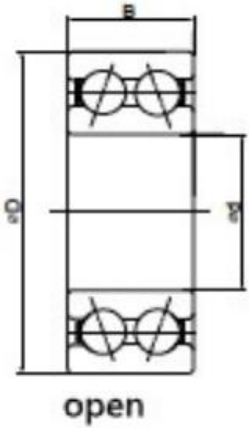


3200/5200 Series Angular Contact Bearing Dimensions



Part No		d (mm)	D (mm)	B(mm)	Dynamic load (kN)	Static Load (kN)	N.W. (Kg)
3200	5200	10	30	14.3	7.3	4	0.05
3201	5201	12	32	15.9	10.7	5.9	0.06
3202	5202	15	35	15.9	11.9	7.2	0.07
3203	5203	17	40	17.5	15	9.3	0.09
3204	5204	20	47	20.6	20	12.7	0.12
3205	5205	25	52	20.6	21.8	15.1	0.19
3206	5206	30	62	23.8	30.5	21.7	0.29
3207	5207	35	72	27	40	29.5	0.43
3208	5208	40	80	30.2	45.5	34	0.57
3209	5209	45	85	30.2	51	39	0.62
3210	5210	50	90	30.2	54.5	44.5	0.67
3211	5211	55	100	33.3	67.5	56.5	0.96
3212	5212	60	110	36.5	76	62	1.36
3213	5213	65	120	38.1	89	77	1.66
3214	5214	70	125	39.7	90.5	79.5	1.82
3215	5215	75	130	41.3	96	85.5	1.91

3300/5300 Series Angular Contact Bearing Dimensions



Part No		d (mm)	D (mm)	B(mm)	Dynamic load (kN)	Static Load (kN)	N.W. (Kg)
3303	5303	17	47	22.2	23.1	12.7	0.14
3304	5304	20	52	22.2	21.7	13.3	0.23
3305	5305	25	62	25.4	32	21.6	0.34
3306	5306	30	72	30.2	41.5	29	0.51
3307	5307	35	80	34.9	52	37	0.79
3308	5308	40	90	36.5	63.5	46.5	1.05
3309	5309	45	100	39.7	76.5	56.5	1.42
3310	5310	50	110	44.4	90	68	1.93
3311	5311	55	120	49.2	112	86.5	2.3
3312	5312	60	130	54	128	101	3.16
3313	5313	65	140	58.7	145	115	3.86
3314	5314	70	150	63.5	163	132	4.88
3315	5315	75	160	68.3	191	156	5.51
3316	5316	80	170	68.3	192	167	6.81