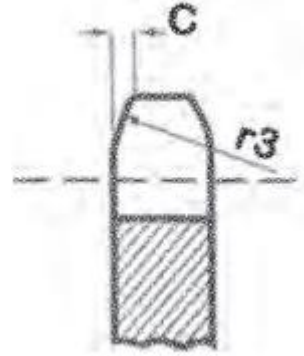
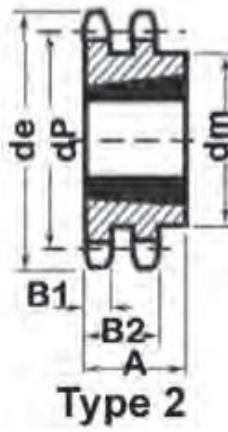
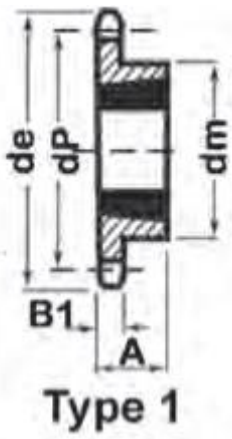


06B-1-2 Taperlock Sprocket Product Dimension



06B-1-2 Taper Lock												
Simplex								Duplex				
Teeth	de	dp	dm	A	Bush	Type	App. Kg	dm	A	Bush	Type	App. Kg
17	55.5	51.83	45	22.23	1008	1	0.14	41	22	1008	2	0.5
18	58.6	54.85	45	22.23	1008	1	0.18	43	22	1008	2	0.55
19	61.6	57.87	45	22.23	1008	1	0.23	46	22	1008	2	0.6
20	64.6	60.89	45	22.23	1008	1	0.27	48	22	1008	2	1
21	67.6	63.91	45	22.23	1008	1	0.32	49	22	1008	2	1.4
22	70.6	66.93	45	22.23	1108	1	0.36	52	22	1008	2	1.6
23	73.7	69.95	63	25.4	1210	1	0.41	59	25	1210	2	1.8
24	76.7	72.97	63	25.4	1210	1	0.45	61	25	1210	2	1.85
25	79.7	76	63	25.4	1210	1	0.54	64	25	1210	2	1.9
26	83	79.02	63	25.4	1210	1	0.53	64	25	1210	2	1.95
27	85.7	82.04	63	25.4	1210	1	0.52	70	25	1210	2	2
28	89	85.07	63	25.4	1210	1	0.53	70	25	1210	2	1.06
29	92	88.09	63	25.4	1210	1	0.53	70	25	1210	2	1.06
30	94.8	91.12	63	25.4	1210	1	0.54	75	25	1210	2	2.1
36	113.4	109.3	-	-	-	-	-	75	25	1210	2	2.3
38	119	115.3	70	25.4	1210	1	0.68	80	25	1610	2	2.5
45	118.6	114.7	70	25.4	1210	1	0.95	-	-	-	-	-
57	149.3	145.2	83	25.4	1210	1	1.25	80	25	1610	2	4.1
76	197.9	193.6	83	25.4	1210	1	1.82	80	25	1615	2	6.8
95	246.3	242	83	25.4	1210	1	2.28	90	25	1615	2	6.9
114	294.8	290.3	83	38	1215	1	2.73	-	-	-	-	-

Pinions	mm
Tooth Radius	r3
Radius Width	C
Tooth Width	B1 5.3

Chain	mm
Pitch	9.53
Inside	5.72
Roller ø	6.35