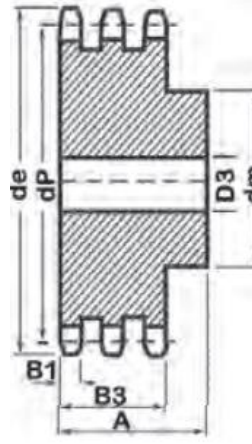
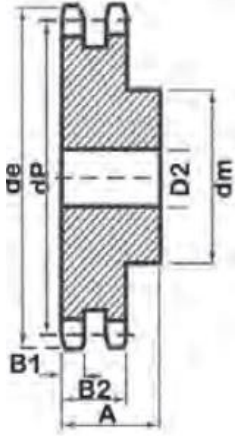
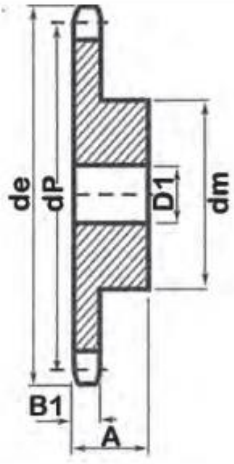
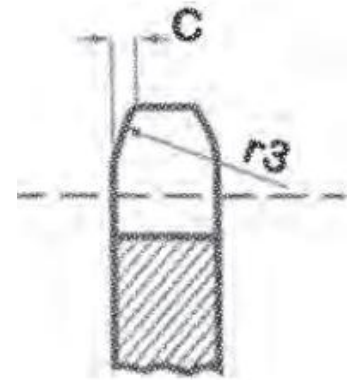


10B-1-2-3 Sprocket Product Dimension



10B-1-2-3 Sprocket														
Teeth	Simplex						Duplex				Triplex			
	de	dp	dm	D1	A	App. Kg	dm	D2	A	App.Kg	dm	D3	A	App. Kg
8	48.4	41.48	25	10	25	0.09	-	-	-	-	-	-	-	-
9	53.3	46.42	30	10	25	0.14	30	12	40	0.31	-	-	-	-
10	58.3	51.37	35	10	25	0.23	35	12	40	0.39	-	-	-	-
11	63.2	56.35	37	12	30	0.27	39	16	40	0.44	-	-	-	-
12	68.2	61.34	42	12	30	0.32	44	16	40	0.57	-	-	-	-
13	73.2	66.32	47	12	30	0.36	49	16	40	0.71	-	-	-	-
14	78.2	71.34	52	12	30	0.45	54	16	40	0.84	54	16	55	OA
15	83.2	76.36	57	12	30	0.59	59	16	40	1.01	-	-	-	-
16	88.3	81.37	60	12	30	0.68	64	16	45	1.19	-	-	-	-
17	93.3	86.39	60	12	30	0.82	69	16	45	1.38	-	-	-	-
18	98.3	91.42	70	14	30	0.91	74	16	45	1.62	74	16	60	OA
19	103.3	96.45	70	14	30	1.04	79	16	45	1.77	79	16	60	OA
20	108.4	101.5	75	14	30	1.13	84	16	45	1.93	-	-	-	-
21	113.4	106.5	75	16	30	1.18	85	20	45	2.22	85	20	60	OA
22	118.4	111.6	80	16	30	1.27	90	20	45	2.53	90	20	60	OA
23	123.5	116.6	80	16	30	1.45	95	20	45	2.77	-	-	-	-
24	128.5	121.6	80	16	30	1.5	100	20	45	2.95	-	-	-	-
25	133.6	126.7	80	16	30	1.59	105	20	45	3.15	-	-	-	-
26	138.6	131.7	85	20	35	1.63	110	20	45	3.42	-	-	-	-
27	143.6	136.8	85	20	35	1.68	110	20	45	3.98	-	-	-	-
28	148.7	141.8	90	20	35	1.72	115	20	45	4.2	-	-	-	-
29	153.7	146.8	90	20	35	1.91	115	20	45	4.43	-	-	-	-
30	158.8	151.9	90	20	35	2.04	120	20	45	4.66	-	-	-	-
31	163.8	156.9	95	20	35	2.13	-	-	-	-	-	-	-	-
32	168.9	162	95	20	35	2.27	-	-	-	-	-	-	-	-
33	173.9	167	95	20	35	2.33	-	-	-	-	-	-	-	-
34	178.9	172.1	95	20	35	2.36	-	-	-	-	-	-	-	-
35	184	177.1	95	20	35	2.48	-	-	-	-	-	-	-	-
36	189	182.2	100	20	35	2.56	-	-	-	-	-	-	-	-
37	194.1	187.2	100	20	35	2.68	-	-	-	-	-	-	-	-
38	199.1	192.2	100	20	35	2.72	120	20	45	7.67	120	25	60	OA
39	204.2	197.3	100	20	35	2.86	-	-	-	-	-	-	-	-
40	209.2	202.3	100	20	35	2.95	120	20	45	7.92	-	-	-	-
42	220.8	212.4	108	20	43	3.01	-	-	-	-	-	-	-	-
45	236	227.6	108	20	43	3.73	OA	OA	OA	9.21	-	-	-	-
48	251.1	242.7	108	20	43	4.18	-	-	-	-	-	-	-	-
50	261.2	252.8	108	20	43	4.4	-	-	-	-	-	-	-	-
55	286.5	278.1	108	20	43	4.96	-	-	-	-	-	-	-	-
57	296.6	288.2	108	20	43	5.27	100	30	56	15.07	-	-	-	-
60	311.7	303.3	108	20	43	5.9	-	-	-	-	-	-	-	-
76	392.5	384.2	90	24	50	11.03	100	30	63	26.31	-	-	-	-
95	488.5	480.1	100	24	56	14.57	110	30	63	32.69	-	-	-	-
114	584.5	576.1	100	25	56	20.61	125	30	70	49.3	-	-	-	-



Pinions mm	
Tooth Radius r3	
Radius Width C	
Tooth Width B1	9.1
Tooth Width b1	
Tooth Width B2	25.5
Tooth Width B3	

Chain	mm
Pitch	5.88
Inside	9.65
Roller ø	10.2