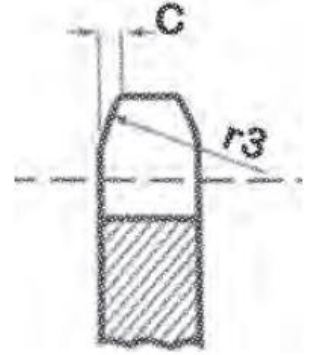
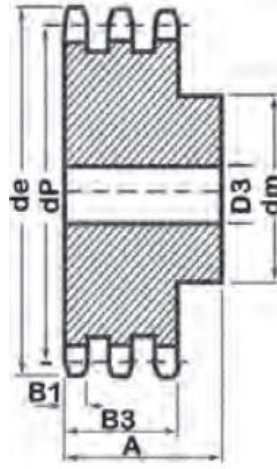
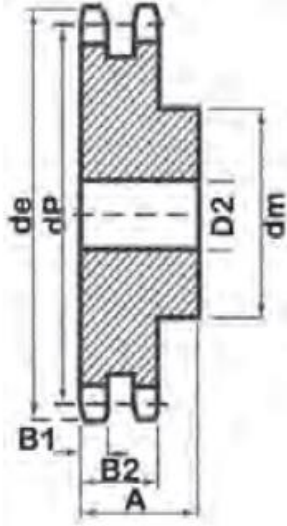
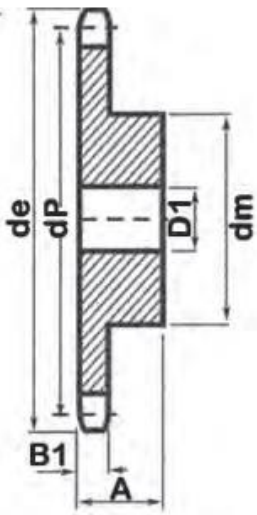


16B Pilot Bore Sprocket Product Dimension



16B-1-2-3 Sprocket

Teeth	Simplex						Duplex				Triplex			
	de	dp	dm	D1	A	App. Kg	dm	D2	A	App. Kg	dm	D3	A	App. Kg
8	77.9	66.37	42	16	35	0.95	-	-	-	-	-	-	-	-
9	85.8	74.27	50	16	35	1.2	50	20	65	2.4	-	-	-	-
10	93.8	82.19	55	16	35	1.35	56	20	65	2.7	56	20	95	4.05
11	101.7	90.14	61	16	40	1.45	64	20	70	1.82	-	-	-	-
12	109.7	98.14	69	16	40	1.82	72	20	70	2.36	-	-	-	-
13	117.7	106.1	78	16	40	1.94	80	20	70	1.95	80	25	100	4.13
14	125.7	114.2	84	16	40	2.09	88	20	70	3.5	-	-	-	-
15	133.7	122.2	92	16	40	2.59	96	20	70	4.18	96	25	100	5.54
16	141.8	130.2	100	20	45	3	104	25	70	5.22	-	-	-	-
17	149.8	138.2	100	20	45	3.18	112	25	70	5.99	112	25	100	8.07
18	157.8	146.3	100	20	45	3.77	120	25	70	6.81	-	-	-	-
19	165.9	154.4	100	20	45	3.86	128	25	70	7.71	128	25	100	10.89
20	173.9	162.4	100	20	45	4.09	130	25	70	8.26	-	-	-	-
21	182	170.4	110	20	50	4.54	130	25	70	8.85	130	25	100	13.61
22	190.1	178.5	110	20	50	5	130	25	70	9.53	-	-	-	-
23	198.1	186.5	110	20	50	5.08	130	25	70	10.43	130	25	100	14.97
24	206.2	194.6	110	20	50	5.54	130	25	70	11.44	-	-	-	-
25	214.2	202.7	110	20	50	5.76	130	25	70	12.47	130	25	100	17.7
26	222.3	210.7	120	20	50	7.03	130	25	70	13.62	-	-	-	-
27	230.4	218.8	120	20	50	7.53	130	25	70	14.75	130	30	100	21.57
28	238.4	226.9	120	20	50	7.58	130	25	70	15.89	-	-	-	-
29	246.5	234.9	120	20	50	7.94	130	25	70	17.02	-	-	-	-
30	254.6	243	120	20	50	8.26	130	25	70	18.16	130	30	100	26.33
31	262.6	251.1	120	25	50	8.62	-	-	-	-	-	-	-	-
32	270.7	259.1	120	25	50	8.98	-	-	-	-	-	-	-	-
33	278.8	267.2	120	25	50	9.33	-	-	-	-	-	-	-	-
34	286.9	275.3	120	25	50	9.69	-	-	-	-	-	-	-	-
35	294.9	283.4	120	25	50	10.05	-	-	-	-	-	-	-	-
36	303	291.4	120	25	50	10.41	-	-	-	-	-	-	-	-
37	311.1	299.5	120	25	50	10.78	-	-	-	-	-	-	-	-
38	319.2	307.6	120	25	50	11.12	140	25	70	29.6	140	30	100	41.45
39	327.2	315.7	120	25	50	11.48	-	-	-	-	-	-	-	-
40	335.3	323.4	120	25	50	11.83	-	-	-	-	-	-	-	-
45	377.9	364.1	125	30	70	13.62	150	40	75	34.35	160	45	100	45
57	474.9	461.1	125	30	70	22.16	170	40	90	38.18	165	45	100	51.35
76	628.4	614.7	140	35	80	39.24	175	40	95	68.11	200	45	110	77.11
95	782	768.2	140	40	80	57.12	-	-	-	-	-	-	-	-
114	935.6	921.8	140	30	80	75	-	-	-	-	-	-	-	-

Pinions	mm
Tooth Radius r3	
Radius Width C	
Tooth Width B1	16.2
Tooth Width b1	
Tooth Width B2	47.7
Tooth Width B3	79.6

Chain	mm
Pitch	25.4
Inside	17
Roller ø	15.88